

# San Antonio Area HIV Health Services Planning Council

4801 NW Loop 410, Suite 111, San Antonio, TX 78229. 210-644-1362 FAX 210-702-6952



## Notice of Public Meeting

Needs Assessment Committee AND  
Comprehensive Planning/Continuum of Care Committee

Thursday, November 5, 2020

ZOOM Teleconferencing

<https://us02web.zoom.us/j/85319326627?pwd=Rk1qQ0lvVThSRGhFNENwaG9SM0RvQT09>

9:00 a.m. – 11:00 a.m.

- I. **Call to Order, Rev. Dr. William Knight**
- II. **Welcome and Introductions**
- III. **Mission:** To create a broad-based community response to the HIV epidemic affecting people within the Transitional Grant Area and to ensure the availability and coordination of high quality, comprehensive health and social services to people living with or affected by HIV.
- IV. **Approval of the Agenda**  
*(For Possible Action) The Chair may entertain a motion for possible action*
- V. **Approval of the Needs Assessment minutes from October 1, 2020**  
*(For Possible Action) The Chair may entertain a motion for possible action*
- VI. **Old Business Items:**
  - a. **Item:** Review of Needs Assessment outcomes and data.  
*(For Possible Action) The Chair may entertain a motion for possible action.*
  - b. **Item:** Review progress and updates of the integrated plan.  
*(For Possible Action) The Chair may entertain a motion for possible action.*
  - c. **Item:** Review of Service Standards.  
*(For Possible Action) The Chair may entertain a motion for possible action.*
  - d. **Item:** Planning for Needs Assessment.  
*(For Possible Action) The Chair may entertain a motion for possible action*
  - e. **Item:** Review of Annual Quality Improvement Plan.  
*(For Possible Action) The Chair may entertain a motion for possible action.*

**For meeting information, please call, San Antonio Planning Council Support (888) 658.2224**

This meeting is wheelchair accessible. Accessible parking spaces are also available. Interpreters for the deaf must be requested forty-eight (48) hours prior to the meeting by calling (210) 358-3215 or by calling Texas Relay at 7-1-1 for assistance.

**VII. New Business Items:**

- a. **Item:** Review and resolve parking lot items.  
*(For Possible Action) The Chair may entertain a motion for possible action.*

**VIII. Public Comment**

*Note: This part of the agenda is designed to provide Non-Planning Council members the opportunity to address the Planning Council and its Committees with issues related to the Council’s legislative mandates as stated in the re-authorized Ryan White HIV/AIDS Treatment Modernization Act. Fifteen (15) minutes of time will be set aside for public comment at each meeting. No speaker will be allowed more than five (5) minutes, and depending on the number of speakers, the amount of time allocated per speaker may be less than five (5) minutes. Persons wishing to provide comments may do so by signing up on the “Public Comment” sign-in sheet prior to the call to order.*

**IX. Next Meeting:**

November 5, 2020	9:00 a.m.	Needs Assessment & CPCC	Zoom Teleconferencing
November 5, 2020	11:00 a.m.	MNE Committee	Zoom Teleconferencing
November 5, 2020	1:00 p.m.	Ad-Hoc Website Committee	Zoom Teleconferencing
November 19, 2020	10:00 a.m.	Executive Committee & FMRA	Zoom Teleconferencing
November 19, 2020	12:30 p.m.	Planning Council	Zoom Teleconferencing
December 3, 2020	10:00 a.m.	Needs Assessment & CPCC	Zoom Teleconferencing
December 3, 2020	1:00 p.m.	Ad-Hoc Website Committee	Zoom Teleconferencing
December 17, 2020	10:00 a.m.	Executive Committee & FMRA	Zoom Teleconferencing
December 17, 2020	12:30 p.m.	Planning Council	Zoom Teleconferencing
January 7, 2021	9:00 a.m.	Needs Assessment & CPCC	Zoom Teleconferencing
January 7, 2021	11:00 a.m.	MNE Committee	Zoom Teleconferencing
January 21, 2021	10:00 a.m.	Executive Committee & FMRA	Zoom Teleconferencing
January 21, 2021	12:30 p.m.	Planning Council	Zoom Teleconferencing
January 26, 2021	TBD	People’s Caucus	
February 4, 2021	9:00 a.m.	Needs Assessment & CPCC	Zoom Teleconferencing
February 4, 2021	11:00 a.m.	MNE Committee	Zoom Teleconferencing
February 18, 2021	10:00 a.m.	Executive Committee & FMRA	Zoom Teleconferencing
February 18, 2021	12:30 p.m.	Planning Council	Zoom Teleconferencing
February 23, 2021	TBD	People’s Caucus	

**X. Announcements**

**XI. Adjournment**

**Video/Telecommunication Conference Information:**

Join Zoom Meeting:

<https://us02web.zoom.us/j/85319326627?pwd=Rk1qQ0lvVThSRGhFNENwaG9SM0RvQT09>

Join Via Phone: 929-205-6099 Meeting ID: 853 1932 6627 Password: 257341

**For meeting information, please call, San Antonio Planning Council Support (888) 658.2224**

This meeting is wheelchair accessible. Accessible parking spaces are also available. Interpreters for the deaf must be requested forty-eight (48) hours prior to the meeting by calling (210) 358-3215 or by calling Texas Relay at 7-1-1 for assistance.

# San Antonio Area HIV Health Services Planning Council

4801 NW Loop 410, Suite 111, San Antonio, TX 78229

Planning Council Support Office: (888) 658.2224 Fax: (888) 894.2674



The San Antonio Area HIV Health Services Planning Council's mission is to create a broad-based community response to the HIV epidemic affecting people within the Transitional Grant Area and to ensure the availability and coordination of high quality, comprehensive health and social services to individuals infected with or affected by HIV.

## COMMITTEE MINUTES

### Needs Assessment Committee AND

### Comprehensive Planning/Continuum of Care Committee

Thursday, October 1, 2020

ZOOM Teleconferencing

<https://us02web.zoom.us/j/86458525540?pwd=OHUUrl0hCZm90RzQ5anpVbUxCVUhUdz09>

10:00 a.m. – 12:00 p.m.

MEMBERS PRESENT		GUESTS PRESENT	
<b>CHAIR – Rev. Dr. William Knight</b> 📞			
Gregory Casillas 📞	Ronique Pleasant - AB		
Raquel Deans 📞	Santiago Serrato 📞		
Enrique Flores 📞	David Valdivia - AB		
Loretta Holland 📞	Wayne Wientjes 📞	<b>STAFF PRESENT</b>	
Gavriel Gutierrez 📞	Jamie Zapata - AB	<i>Ryan White Grantee / Administrative Agent Staff</i>	
Michelle Mutchler - AB		M.K. Mitchell 📞	Rhonda Andrew 📞
		Rachel Plunkett 📞	
		<i>Planning Council Support Staff</i>	
		T. Rodriguez-Schucker 📞	
📞 - Via Phone/Zoom AB – Absent			
<b>Call to order</b>		Rev. Dr. William Knight, Committee Chair, called the meeting to order at 10:07 am	
<b>Approval of the Agenda</b>		Enrique Flores made a motion to approve the October 1, 2020 agenda as presented. Santiago Serrato seconded the motion. A vote occurred by roll call vote. The motion passed by unanimous vote.  <b>Yea:</b> Greg Casillas, Raquel Deans, Enrique Flores, Loretta Holland, Gavriel Gutierrez, Santiago Seratto, Wayne Wientjes <b>Against:</b> -none- <b>Abstain:</b> Rev.Dr.William Knight	
<b>Approval of the Needs Assessment Minutes from September 3, 2020</b>		Santiago Serrato made a motion to approve the September 3, 2020 Needs Assessment/CPCC Committee minutes as written. Wayne Wientjes seconded the motion. A vote occurred and the motion passed unanimously.  <b>Yea:</b> Greg Casillas, Enrique Flores, Loretta Holland, Gavriel Gutierrez, Santiago Seratto, Wayne Wientjes <b>Against:</b> -none-	

**Abstain:** Rev.Dr.William Knight, Raquel Deans

**OLD BUSINESS ITEMS**

<b>ITEM A.</b>	<b>DISCUSSION/MOTION</b>	<b>ACTION</b>
<b>Review of Needs Assessment outcomes and data.</b>	T. Schucker reviewed the responses so far from the Needs Assessment. There are currently 73 responses. The responses are representative of the counties in which the TGA serves. The Committee Chair discussed plans to increase participation in the survey. PC Support suggested that once subrecipients begin to open for in-person meetings with clients that a second round of palm cards be distributed for participation in the needs assessment. <i>*Document provided in packets</i>	Discussion Only. No Action.
<b>ITEM B.</b>	<b>DISCUSSION/MOTION</b>	<b>ACTION</b>
<b>Review Progress and Updates of the Integrated Plan.</b>	R. Andrew from the Recipients office announced that there was one update for the integrated plan between 8/25/2020 to 9/25/2020. <i>*Document provided in packets</i>	Discussion Only. No Action
<b>ITEM C.</b>	<b>DISCUSSION/MOTION</b>	<b>ACTION</b>
<b>Review of Service Standards.</b>	The committee discussed that Texas Department of State Health Services (DSHS) is still in the process of updating the Part B services standards. Once they are in place the committee will review the updates and make recommendations for the Planning Council to consider adopting Part B services standards as Part A as parity in service delivery.	Discussion Only. No Action

**NEW BUSINESS ITEMS**

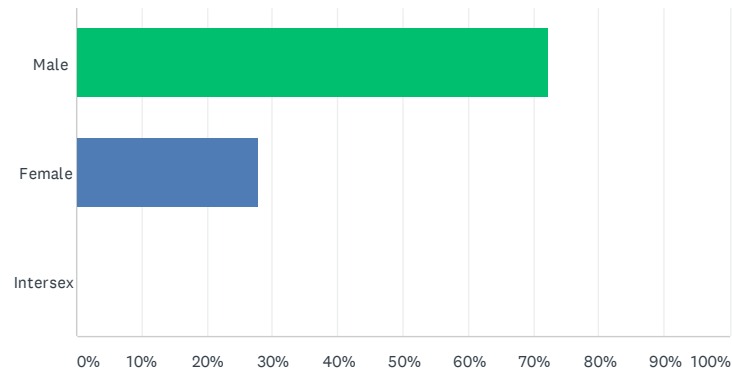
<b>ITEM A.</b>	<b>DISCUSSION/MOTION</b>	<b>ACTION</b>
<b>Review Planning Council Activity Timeline.</b>	T. Schucker reviewed the PCAT. The Committee discussed the activities on the PCAT and determined that committee is on track with the planned activities.	Discussion Only. No Action.
<b>ITEM B.</b>	<b>DISCUSSION/MOTION</b>	<b>ACTION</b>
<b>Planning for New Needs Assessment.</b>	The committee discussed expanding the Red Ribbon survey to all Ryan White Part A participants as a means to expand data sets for the annual PSRA process.	Discussion Only. No Action.

	<p>The committee recommended to add demographic questions and COVID19 questions to the Reb Ribbon survey so that specific demographics could be compared so that service delivery can be tailored to specific needs.</p> <p>The committee requested that Planning Council support staff develop a draft survey for the committee to review.</p>	
<b>ITEM C.</b>	<b>DISCUSSION/MOTION</b>	<b>ACTION</b>
<b>Review of Annual Quality Improvement Plan.</b>	<p>Rhonda Andrew from the Recipient's office gave a presentation on the Annual Quality Improvement Plan and previous years outcomes.</p> <p><i>*Handouts were provided in packets</i></p>	<p>Discussion Only. No Action.</p>
<b>Review and resolve parking lot items.</b>	<p>There are no parking lot items for the NA/CPCC Committee</p>	<p>Discussion Only. No Action.</p>
<b>Public Comment</b>		
Scheduling of Next Meeting	The next meeting is scheduled for November 5, 2020	
Adjournment	11:23 am	



### Q1 What was your gender at birth?

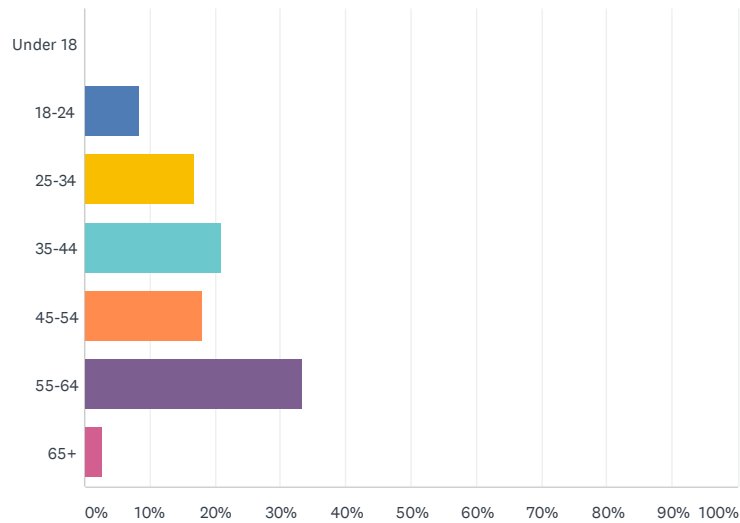
Answered: 72 Skipped: 0



ANSWER CHOICES	RESPONSES	
Male	72.22%	52
Female	27.78%	20
Intersex	0.00%	0
TOTAL		72

### Q2 What is your current age?

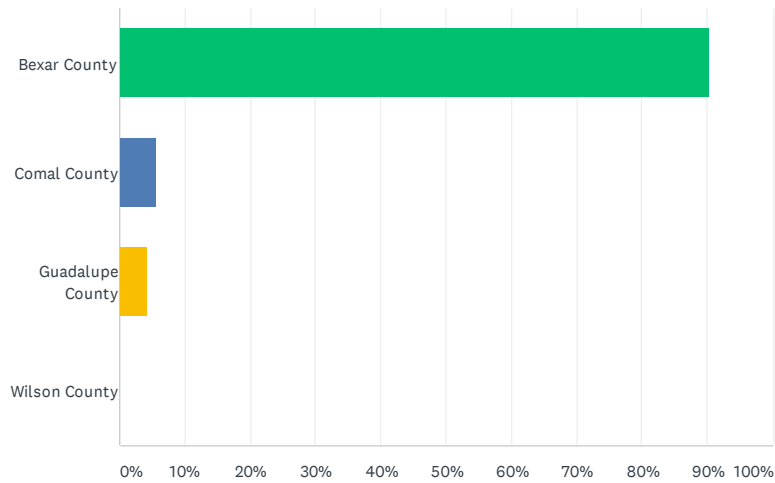
Answered: 72 Skipped: 0



ANSWER CHOICES	RESPONSES	
Under 18	0.00%	0
18-24	8.33%	6
25-34	16.67%	12
35-44	20.83%	15
45-54	18.06%	13
55-64	33.33%	24
65+	2.78%	2
TOTAL		72

### Q3 In which county do you currently reside?

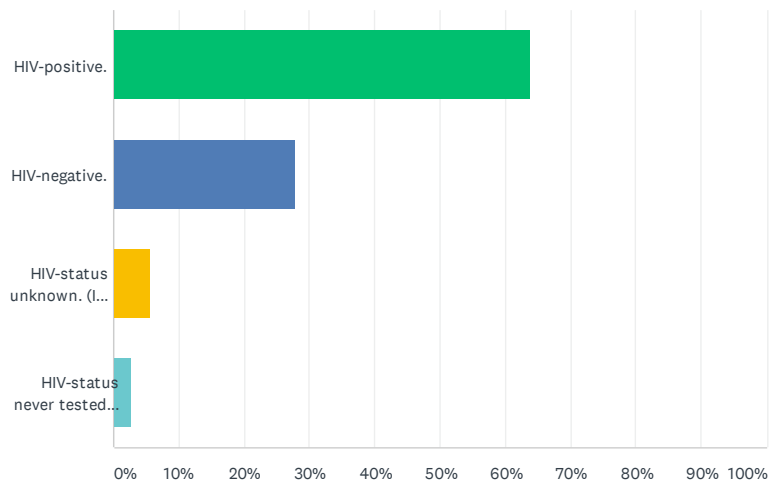
Answered: 72 Skipped: 0



ANSWER CHOICES	RESPONSES	
Bexar County	90.28%	65
Comal County	5.56%	4
Guadalupe County	4.17%	3
Wilson County	0.00%	0
<b>TOTAL</b>		<b>72</b>

### Q4 What is your HIV status?

Answered: 72 Skipped: 0

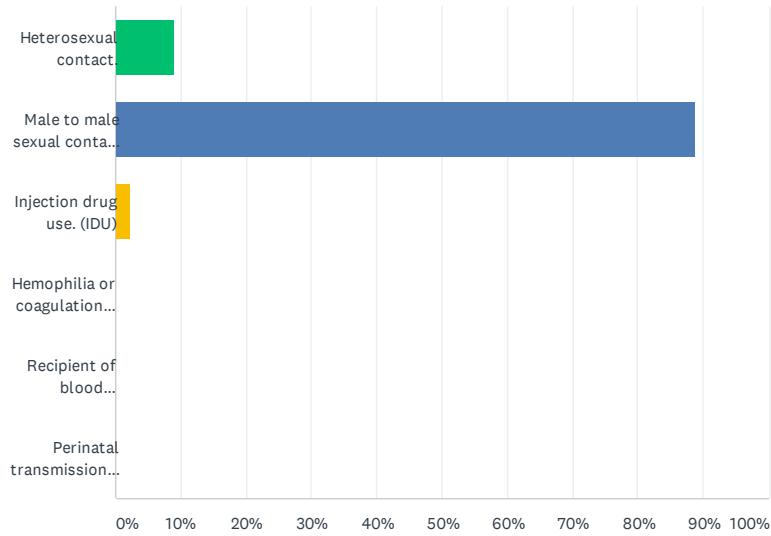


ANSWER CHOICES	RESPONSES	
HIV-positive.	63.89%	46
HIV-negative.	27.78%	20
HIV-status unknown. (I have not had an HIV test in the last 12-months).	5.56%	4
HIV-status never tested. (I have never been tested for HIV).	2.78%	2
<b>TOTAL</b>		<b>72</b>



### Q5 Please choose the method of HIV exposure that most relates to how you acquired HIV.

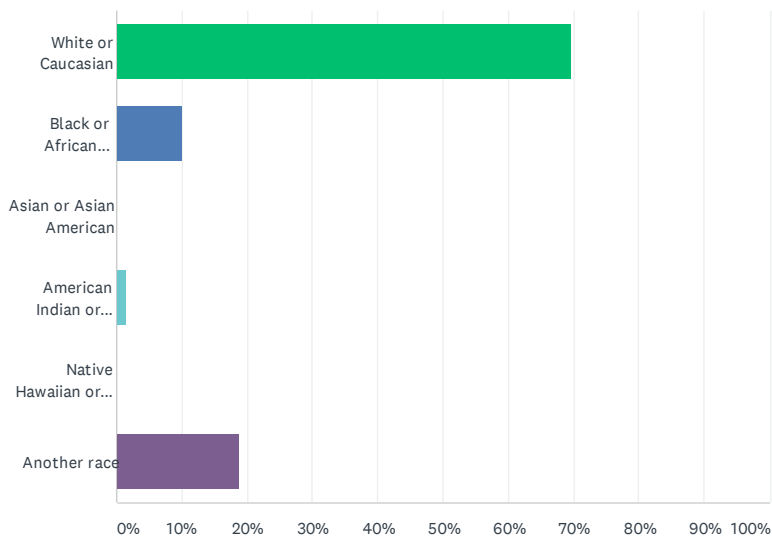
Answered: 44 Skipped: 28



ANSWER CHOICES	RESPONSES	
Heterosexual contact.	9.09%	4
Male to male sexual contact. (MSM)	88.64%	39
Injection drug use. (IDU)	2.27%	1
Hemophilia or coagulation disorder.	0.00%	0
Recipient of blood transfusion or blood components or tissue.	0.00%	0
Perinatal transmission. (Born with HIV)	0.00%	0
<b>TOTAL</b>		<b>44</b>

### Q6 What is your race?

Answered: 69 Skipped: 3

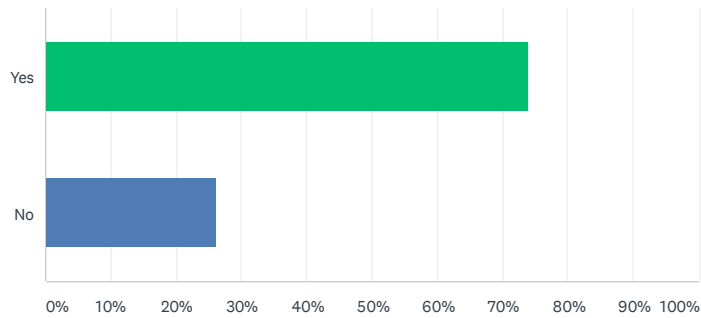


## San Antonio TGA Health Disparities Among Sexual Minority Youth

ANSWER CHOICES	RESPONSES	
White or Caucasian	69.57%	48
Black or African American	10.14%	7
Asian or Asian American	0.00%	0
American Indian or Alaska Native	1.45%	1
Native Hawaiian or other Pacific Islander	0.00%	0
Another race	18.84%	13
<b>TOTAL</b>		<b>69</b>

**Q7 Are you Hispanic or Latino? (A person of Cuban, Mexican, Puerto Rican, South or Central American or other Spanish culture or origin regardless of race.)**

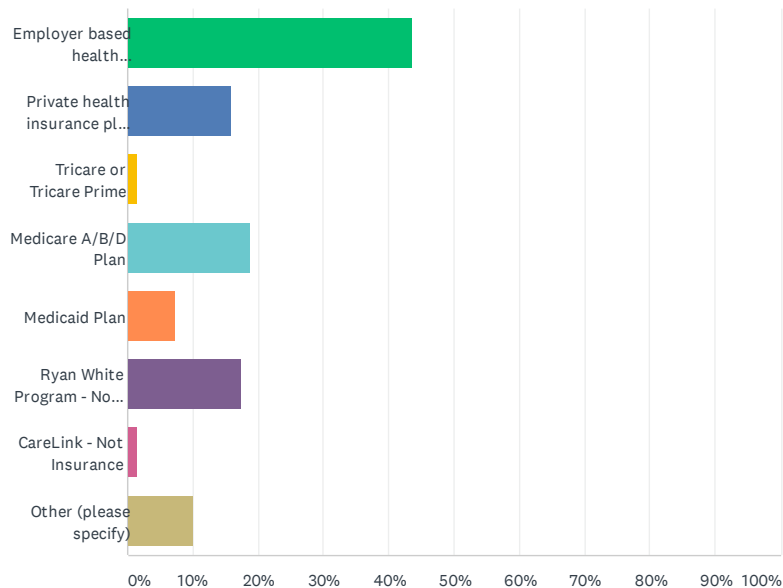
Answered: 69 Skipped: 3



ANSWER CHOICES	RESPONSES	
Yes	73.91%	51
No	26.09%	18
<b>TOTAL</b>		<b>69</b>

**Q8 Do you CURRENTLY have any of the following Health Insurance plans? (Please check all that apply).**

Answered: 69 Skipped: 3



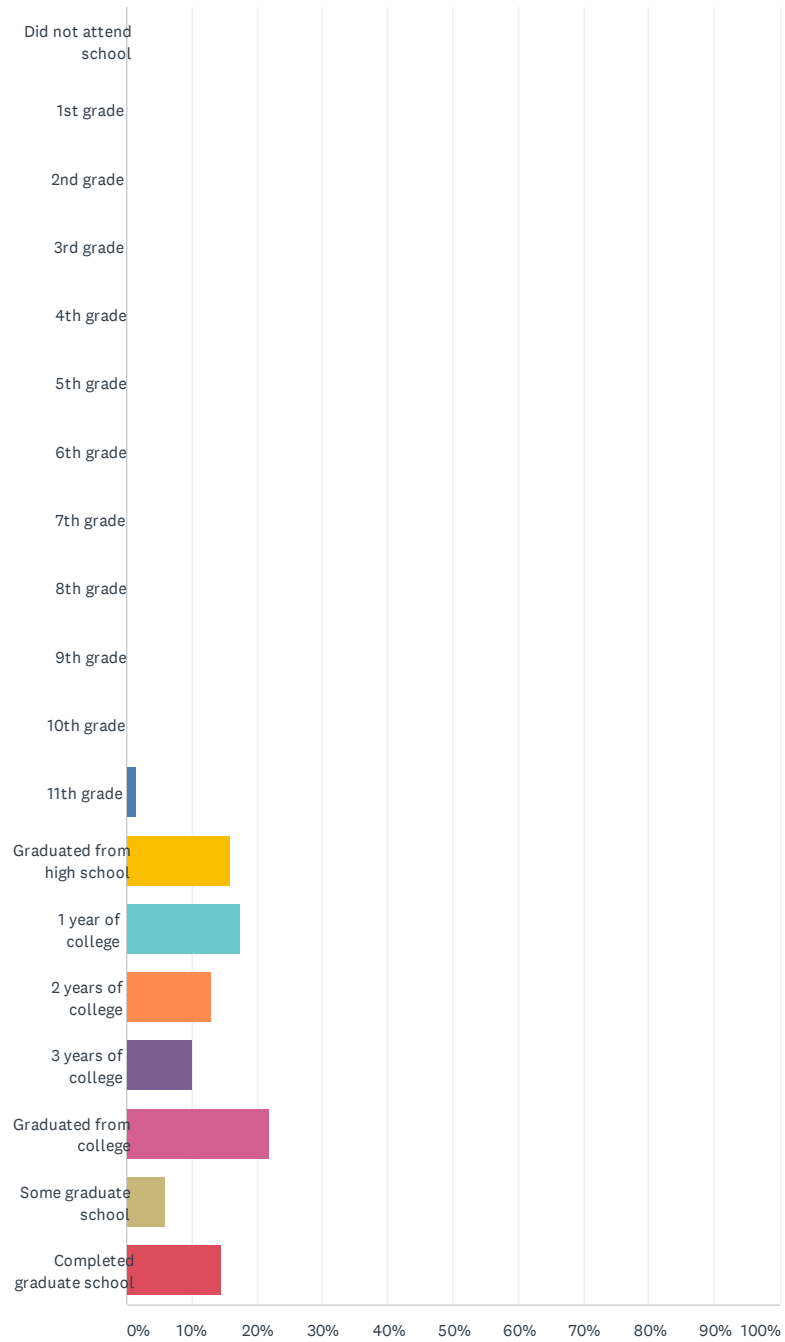
## San Antonio TGA Health Disparities Among Sexual Minority Youth

ANSWER CHOICES	RESPONSES	
Employer based health insurance plan.	43.48%	30
Private health insurance plan (ACA or Marketplace).	15.94%	11
Tricare or Tricare Prime	1.45%	1
Medicare A/B/D Plan	18.84%	13
Medicaid Plan	7.25%	5
Ryan White Program - Not Insurance	17.39%	12
CareLink - Not Insurance	1.45%	1
Other (please specify)	10.14%	7
Total Respondents: 69		

### Q9 What is the highest level of education you have completed?

Answered: 69 Skipped: 3

# San Antonio TGA Health Disparities Among Sexual Minority Youth

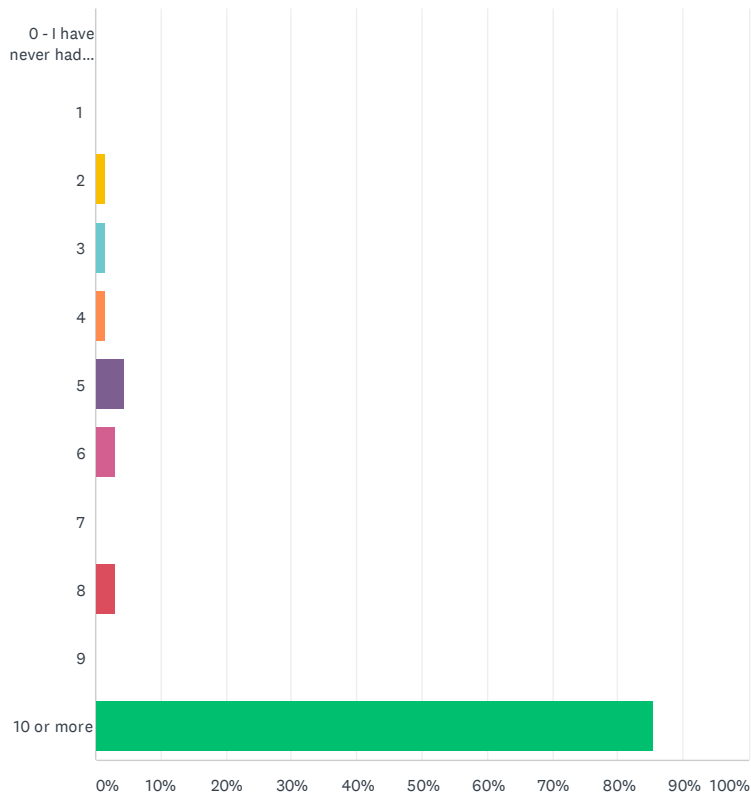


## San Antonio TGA Health Disparities Among Sexual Minority Youth

ANSWER CHOICES	RESPONSES	
Did not attend school	0.00%	0
1st grade	0.00%	0
2nd grade	0.00%	0
3rd grade	0.00%	0
4th grade	0.00%	0
5th grade	0.00%	0
6th grade	0.00%	0
7th grade	0.00%	0
8th grade	0.00%	0
9th grade	0.00%	0
10th grade	0.00%	0
11th grade	1.45%	1
Graduated from high school	15.94%	11
1 year of college	17.39%	12
2 years of college	13.04%	9
3 years of college	10.14%	7
Graduated from college	21.74%	15
Some graduate school	5.80%	4
Completed graduate school	14.49%	10
<b>TOTAL</b>		<b>69</b>

### Q10 How many sexual partners have you had during your lifetime?

Answered: 68 Skipped: 4

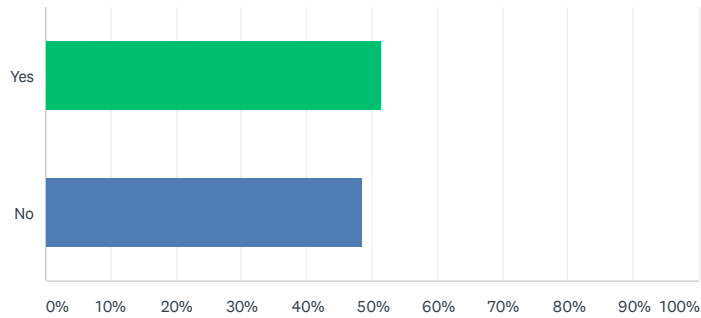


## San Antonio TGA Health Disparities Among Sexual Minority Youth

ANSWER CHOICES	RESPONSES	
0 - I have never had sexual contact with any partners.	0.00%	0
1	0.00%	0
2	1.47%	1
3	1.47%	1
4	1.47%	1
5	4.41%	3
6	2.94%	2
7	0.00%	0
8	2.94%	2
9	0.00%	0
10 or more	85.29%	58
<b>TOTAL</b>		<b>68</b>

**Q11 Are you currently sexually active? (had sexual intercourse with at least one person, during the 3 months before the survey)**

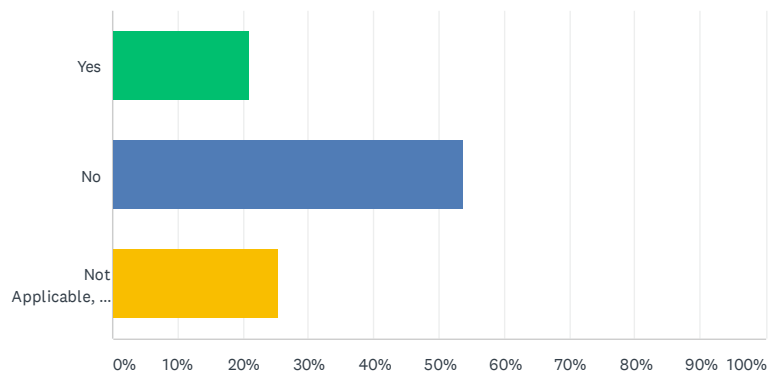
Answered: 68 Skipped: 4



ANSWER CHOICES	RESPONSES	
Yes	51.47%	35
No	48.53%	33
<b>TOTAL</b>		<b>68</b>

**Q12 Did you use a condom during your last sexual intercourse?**

Answered: 67 Skipped: 5

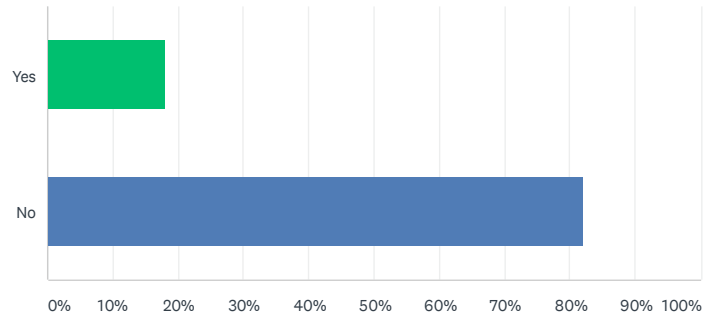


## San Antonio TGA Health Disparities Among Sexual Minority Youth

ANSWER CHOICES	RESPONSES
Yes	20.90% 14
No	53.73% 36
Not Applicable, I have not had sexual intercourse with at least one person, during the 3 months before the survey.	25.37% 17
<b>TOTAL</b>	<b>67</b>

### Q13 Did you use any alcohol during your last sexual intercourse?

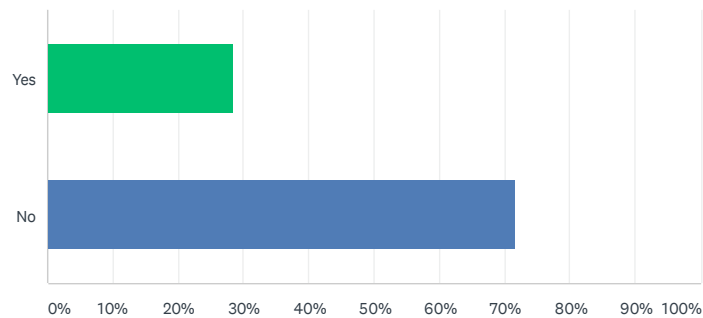
Answered: 67 Skipped: 5



ANSWER CHOICES	RESPONSES
Yes	17.91% 12
No	82.09% 55
<b>TOTAL</b>	<b>67</b>

### Q14 Did you use any substances during your last sexual intercourse?

Answered: 67 Skipped: 5

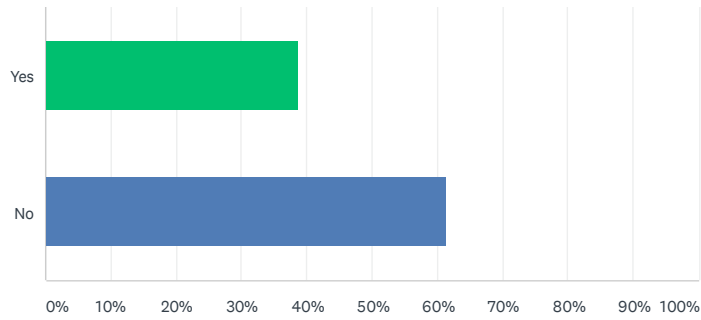


ANSWER CHOICES	RESPONSES
Yes	28.36% 19
No	71.64% 48
<b>TOTAL</b>	<b>67</b>

### Q15 In the last 12-months, have you rode with a driver who had been drinking alcohol?

Answered: 67 Skipped: 5

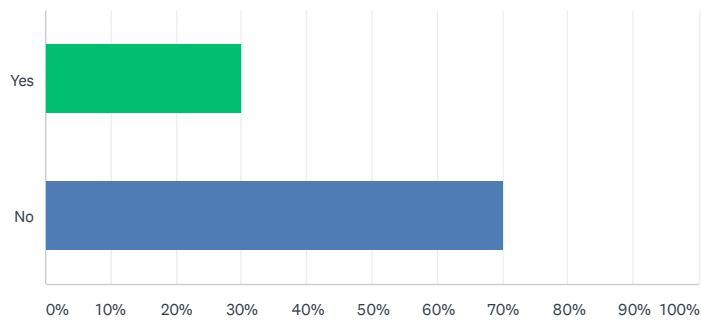
## San Antonio TGA Health Disparities Among Sexual Minority Youth



ANSWER CHOICES	RESPONSES	
Yes	38.81%	26
No	61.19%	41
TOTAL		67

Q16 In the last 12-months, have you driven a motor vehicle while under the influence of alcohol?

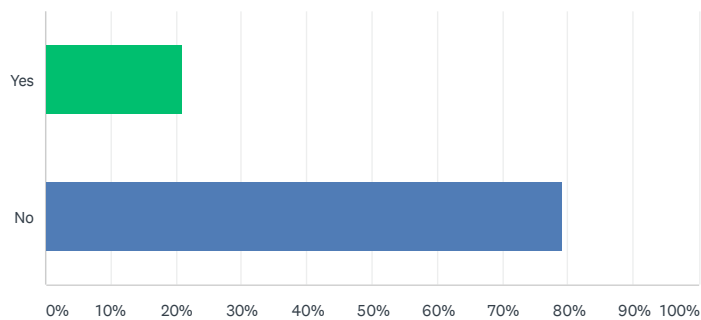
Answered: 67 Skipped: 5



ANSWER CHOICES	RESPONSES	
Yes	29.85%	20
No	70.15%	47
TOTAL		67

Q17 In the last 12-months, have you driven a motor vehicle while under the influence of marijuana?

Answered: 67 Skipped: 5

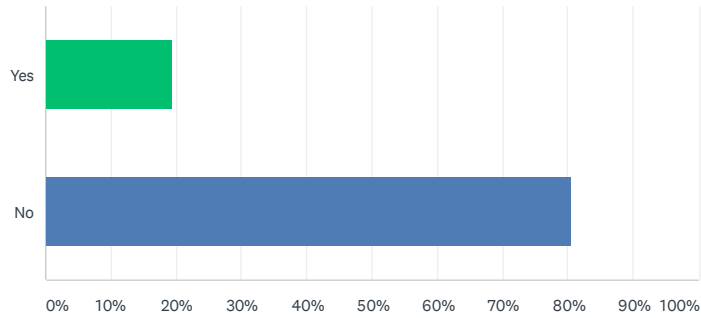


ANSWER CHOICES	RESPONSES	
Yes	20.90%	14
No	79.10%	53
TOTAL		67



Q18 In the last 12-months, have you driven a motor vehicle while under the influence of other substances (meth, cocaine, crack, marijuana, other)?

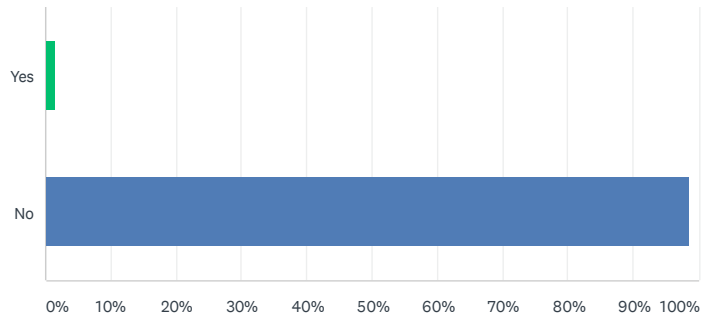
Answered: 67 Skipped: 5



ANSWER CHOICES	RESPONSES	
Yes	19.40%	13
No	80.60%	54
TOTAL		67

Q19 In the last 12-months, have you been threatened or injured with a weapon?

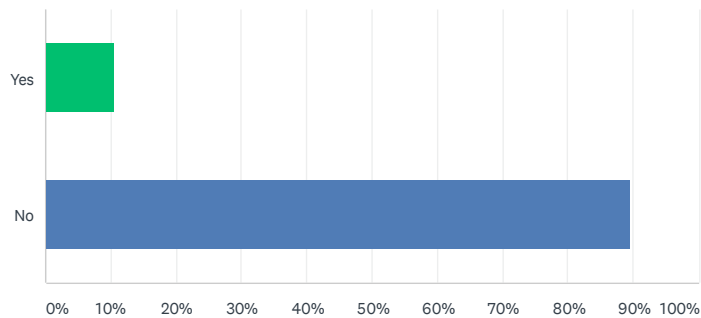
Answered: 67 Skipped: 5



ANSWER CHOICES	RESPONSES	
Yes	1.49%	1
No	98.51%	66
TOTAL		67

Q20 In the last 12-months, have you been in a physical fight?

Answered: 67 Skipped: 5

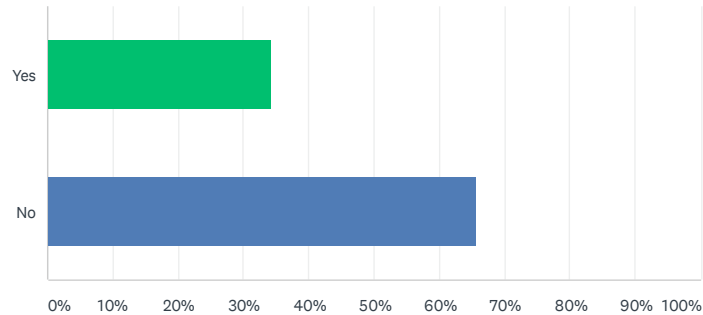


## San Antonio TGA Health Disparities Among Sexual Minority Youth

ANSWER CHOICES	RESPONSES	
Yes	10.45%	7
No	89.55%	60
TOTAL		67

**Q21 Have you ever been physically forced to have sexual intercourse, when you did not want to?**

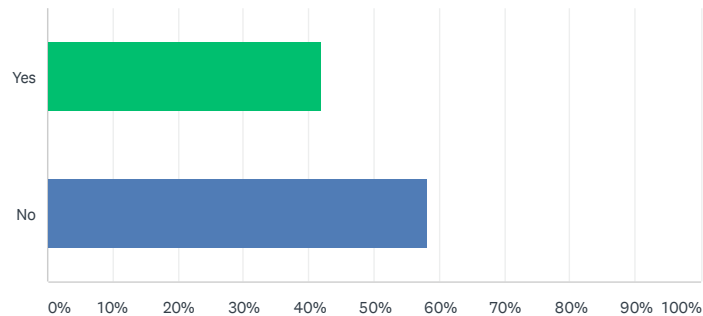
Answered: 67 Skipped: 5



ANSWER CHOICES	RESPONSES	
Yes	34.33%	23
No	65.67%	44
TOTAL		67

**Q22 Have you ever experienced sexual violence by anyone? (being forced to do sexual things such things as kissing, touching, or being physically forced to have sexual intercourse)**

Answered: 67 Skipped: 5

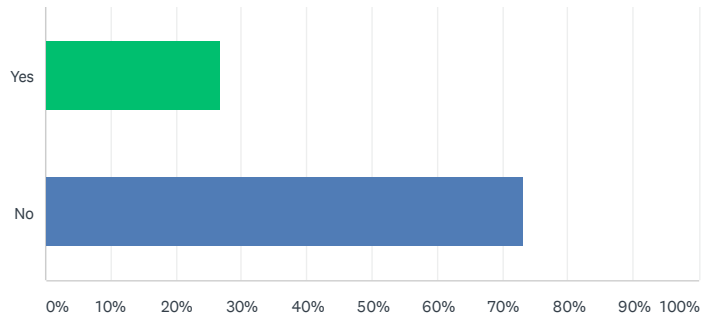


ANSWER CHOICES	RESPONSES	
Yes	41.79%	28
No	58.21%	39
TOTAL		67

**Q23 Have you ever experienced sexual dating violence? (being forced to do sexual things such things as kissing, touching, or being physically forced to have sexual intercourse by someone you were dating or going out with)**

Answered: 67 Skipped: 5

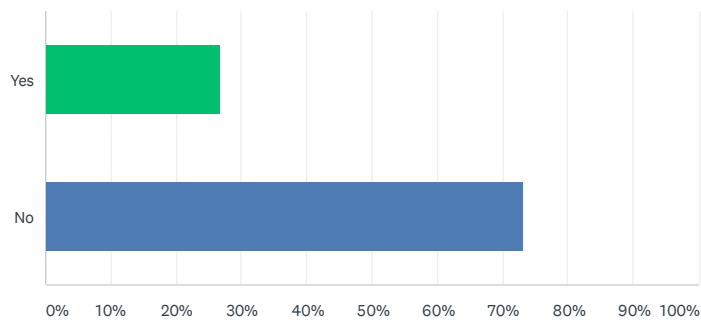
## San Antonio TGA Health Disparities Among Sexual Minority Youth



ANSWER CHOICES	RESPONSES	
Yes	26.87%	18
No	73.13%	49
TOTAL		67

**Q24** Have you ever experienced physical dating violence? (being physically hurt on purpose such as being hit, slammed into something, or injured with an object or weapon, by someone you were dating or going out with)

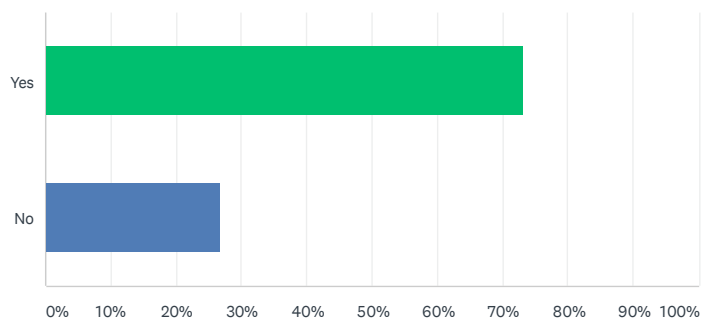
Answered: 67 Skipped: 5



ANSWER CHOICES	RESPONSES	
Yes	26.87%	18
No	73.13%	49
TOTAL		67

**Q25** In the past 12-months, have you felt sad or hopeless?

Answered: 67 Skipped: 5

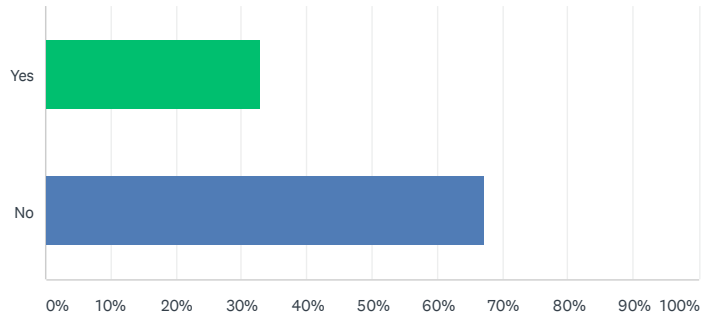


## San Antonio TGA Health Disparities Among Sexual Minority Youth

ANSWER CHOICES	RESPONSES	
Yes	73.13%	49
No	26.87%	18
TOTAL		67

### Q26 In the past 12-months, have you considered harming yourself?

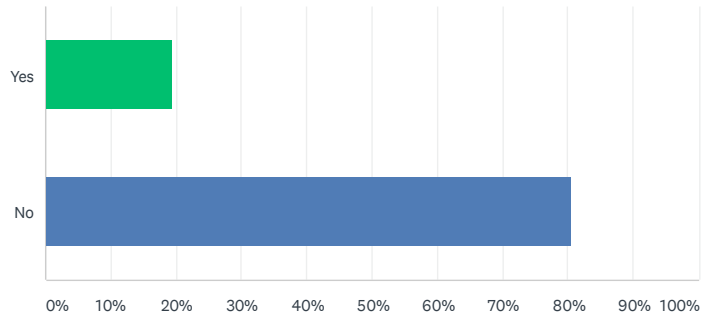
Answered: 67 Skipped: 5



ANSWER CHOICES	RESPONSES	
Yes	32.84%	22
No	67.16%	45
TOTAL		67

### Q27 In the past 12-months, have you considered attempting suicide?

Answered: 67 Skipped: 5

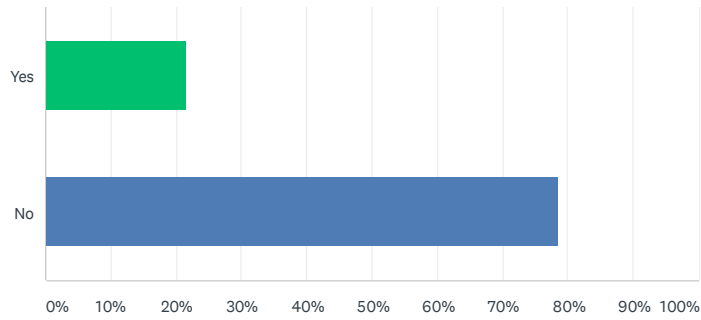


ANSWER CHOICES	RESPONSES	
Yes	19.40%	13
No	80.60%	54
TOTAL		67

### Q28 In the past 12-months, have you smoked cigarettes?

Answered: 65 Skipped: 7

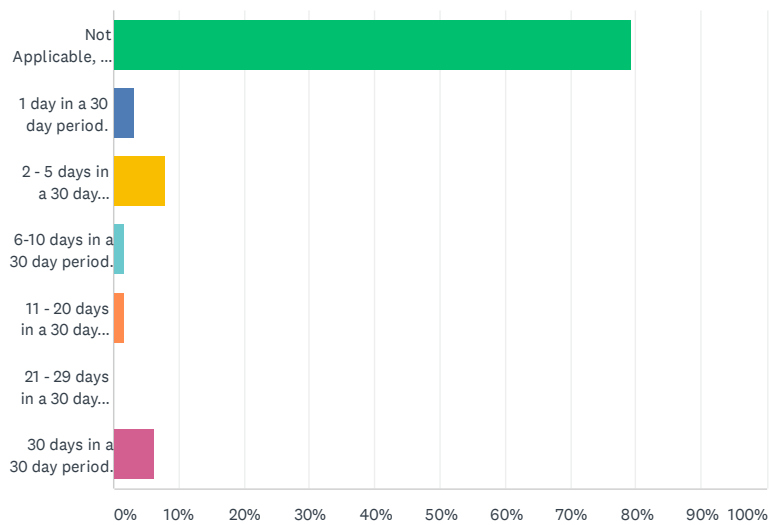
## San Antonio TGA Health Disparities Among Sexual Minority Youth



ANSWER CHOICES	RESPONSES	
Yes	21.54%	14
No	78.46%	51
<b>TOTAL</b>		<b>65</b>

### Q29 If you currently smoke cigarettes, how frequently do you smoke?

Answered: 63 Skipped: 9

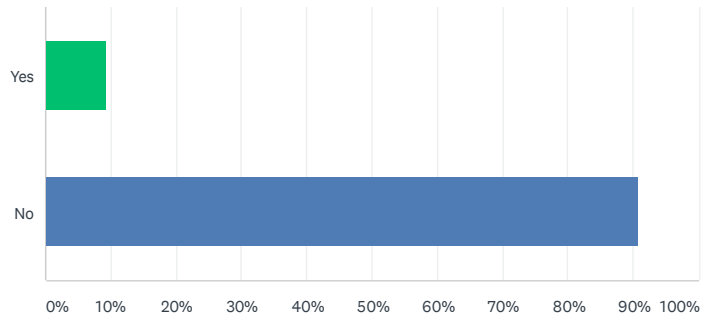


ANSWER CHOICES	RESPONSES	
Not Applicable, I do not smoke.	79.37%	50
1 day in a 30 day period.	3.17%	2
2 - 5 days in a 30 day period.	7.94%	5
6-10 days in a 30 day period.	1.59%	1
11 - 20 days in a 30 day period.	1.59%	1
21 - 29 days in a 30 day period.	0.00%	0
30 days in a 30 day period.	6.35%	4
<b>TOTAL</b>		<b>63</b>

### Q30 In the past 12-months, have you used an electronic vapor products?

Answered: 65 Skipped: 7

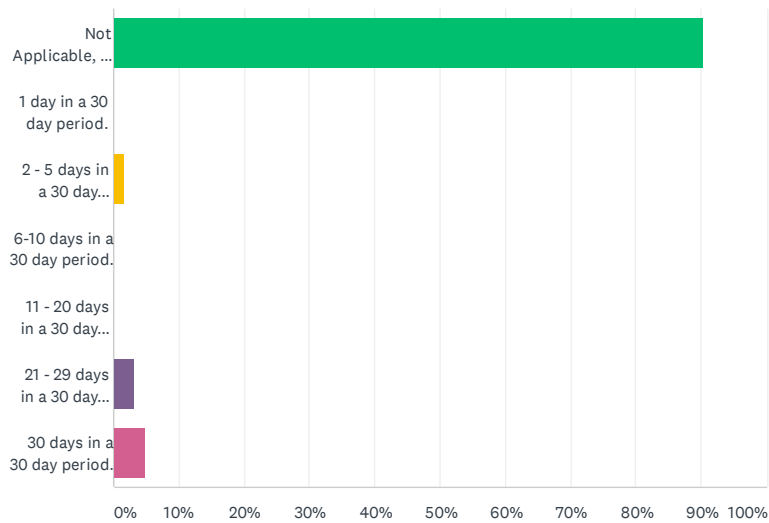
## San Antonio TGA Health Disparities Among Sexual Minority Youth



ANSWER CHOICES	RESPONSES	
Yes	9.23%	6
No	90.77%	59
<b>TOTAL</b>		<b>65</b>

### Q31 If you currently use any electronic vapor products, how frequently do you vape?

Answered: 63 Skipped: 9

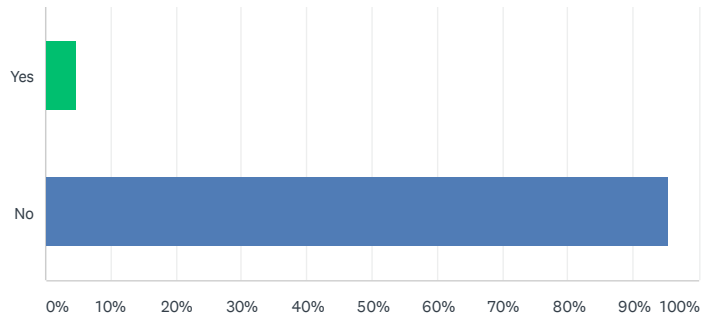


ANSWER CHOICES	RESPONSES	
Not Applicable, I do not use vape products.	90.48%	57
1 day in a 30 day period.	0.00%	0
2 - 5 days in a 30 day period.	1.59%	1
6-10 days in a 30 day period.	0.00%	0
11 - 20 days in a 30 day period.	0.00%	0
21 - 29 days in a 30 day period.	3.17%	2
30 days in a 30 day period.	4.76%	3
<b>TOTAL</b>		<b>63</b>

### Q32 In the past 12-months, have you used any smokeless tobacco products?

Answered: 65 Skipped: 7

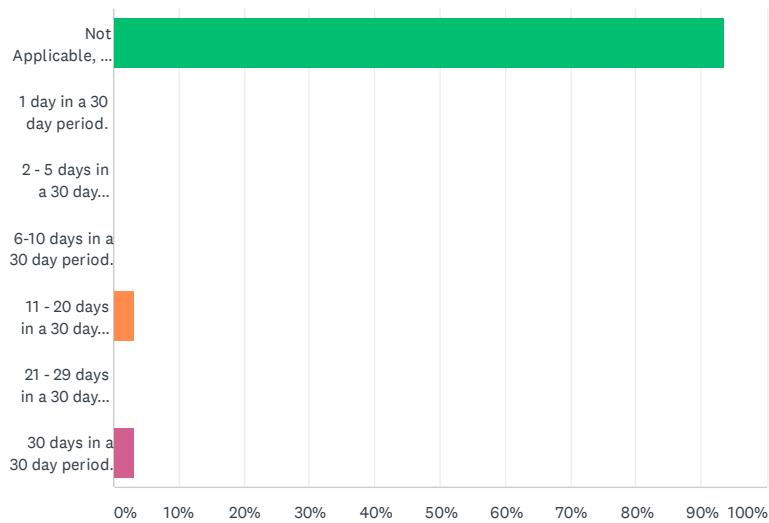
## San Antonio TGA Health Disparities Among Sexual Minority Youth



ANSWER CHOICES	RESPONSES	
Yes	4.62%	3
No	95.38%	62
<b>TOTAL</b>		<b>65</b>

### Q33 If you currently use any smokeless tobacco products, how frequently do you use it?

Answered: 62 Skipped: 10

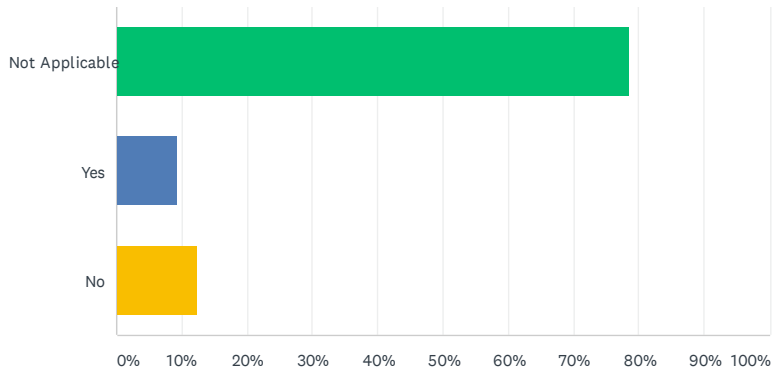


ANSWER CHOICES	RESPONSES	
Not Applicable, I do not use smokeless tobacco products.	93.55%	58
1 day in a 30 day period.	0.00%	0
2 - 5 days in a 30 day period.	0.00%	0
6-10 days in a 30 day period.	0.00%	0
11 - 20 days in a 30 day period.	3.23%	2
21 - 29 days in a 30 day period.	0.00%	0
30 days in a 30 day period.	3.23%	2
<b>TOTAL</b>		<b>62</b>

### Q34 In the past 12-months, have you tried to quit using tobacco products?

Answered: 65 Skipped: 7

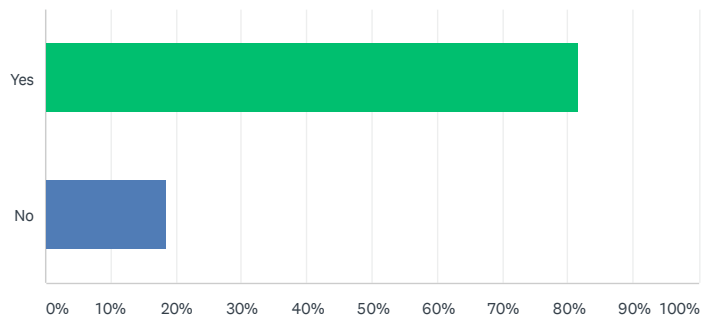
## San Antonio TGA Health Disparities Among Sexual Minority Youth



ANSWER CHOICES	RESPONSES	
Not Applicable	78.46%	51
Yes	9.23%	6
No	12.31%	8
<b>TOTAL</b>		<b>65</b>

**Q35 In the past 12-months, have you used any alcohol products (beer, wine, liquor, malt beverages)?**

Answered: 65 Skipped: 7



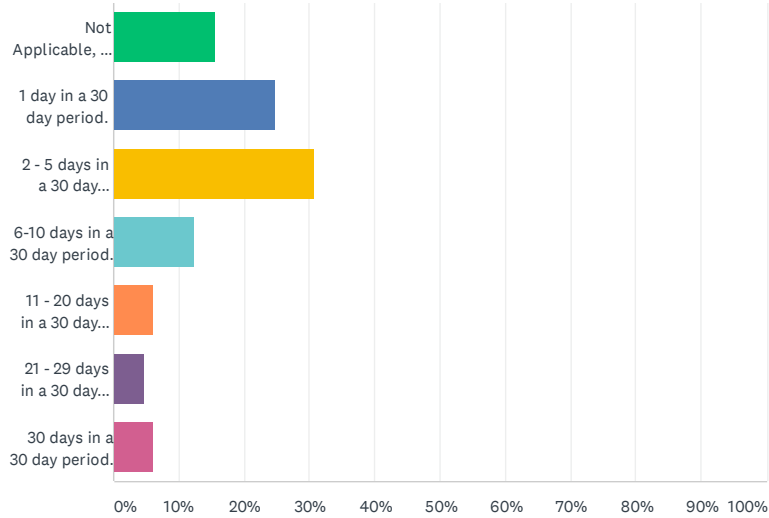
ANSWER CHOICES	RESPONSES	
Yes	81.54%	53
No	18.46%	12
<b>TOTAL</b>		<b>65</b>

**Q36 If you currently use any alcohol products, how frequently do you use it?**

Answered: 65 Skipped: 7



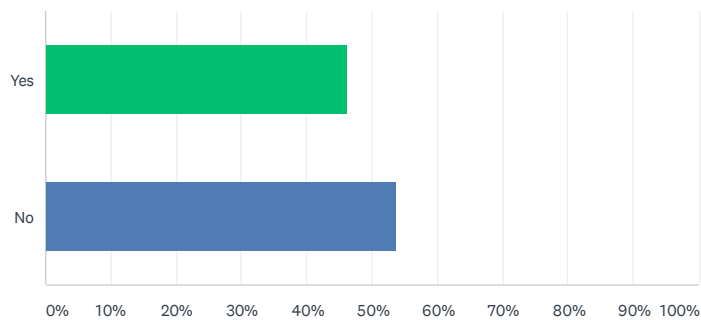
## San Antonio TGA Health Disparities Among Sexual Minority Youth



ANSWER CHOICES	RESPONSES	
Not Applicable, I do not use alcohol products.	15.38%	10
1 day in a 30 day period.	24.62%	16
2 - 5 days in a 30 day period.	30.77%	20
6-10 days in a 30 day period.	12.31%	8
11 - 20 days in a 30 day period.	6.15%	4
21 - 29 days in a 30 day period.	4.62%	3
30 days in a 30 day period.	6.15%	4
<b>TOTAL</b>		<b>65</b>

### Q37 In the past 12-months, have you used marijuana (flower, dabs, vape, edibles)?

Answered: 65 Skipped: 7

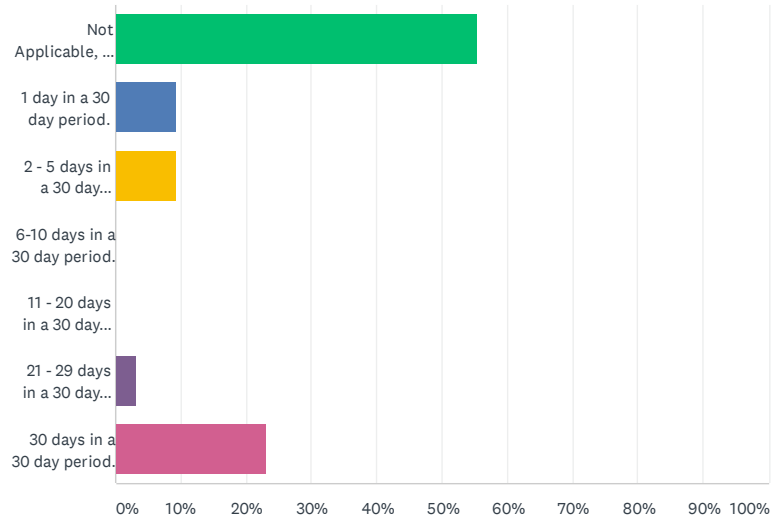


ANSWER CHOICES	RESPONSES	
Yes	46.15%	30
No	53.85%	35
<b>TOTAL</b>		<b>65</b>

### Q38 If you currently use marijuana, how frequently do you use it?

Answered: 65 Skipped: 7

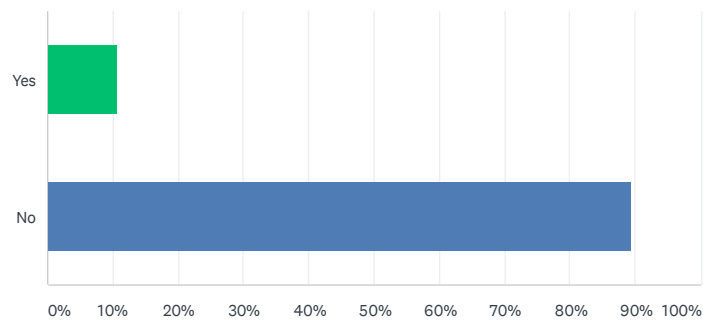
## San Antonio TGA Health Disparities Among Sexual Minority Youth



ANSWER CHOICES	RESPONSES	
Not Applicable, I do not use marijuana.	55.38%	36
1 day in a 30 day period.	9.23%	6
2 - 5 days in a 30 day period.	9.23%	6
6-10 days in a 30 day period.	0.00%	0
11 - 20 days in a 30 day period.	0.00%	0
21 - 29 days in a 30 day period.	3.08%	2
30 days in a 30 day period.	23.08%	15
<b>TOTAL</b>		<b>65</b>

### Q39 In the past 12-months, have you used cocaine (such as powder, crack, or freebase)?

Answered: 65 Skipped: 7

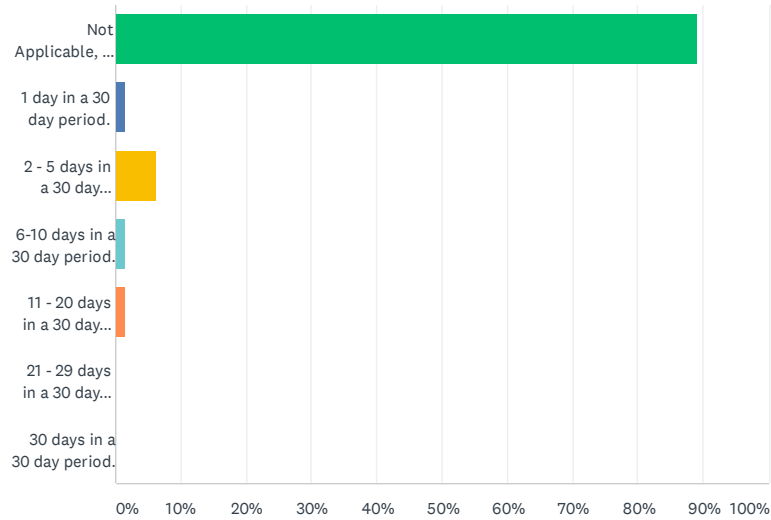


ANSWER CHOICES	RESPONSES	
Yes	10.77%	7
No	89.23%	58
<b>TOTAL</b>		<b>65</b>

### Q40 If you currently use cocaine, how frequently do you use it?

Answered: 64 Skipped: 8

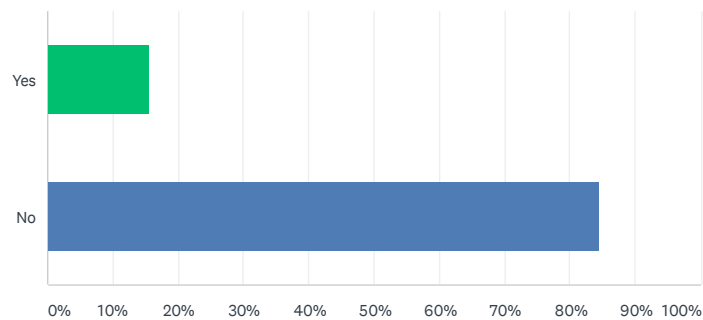
## San Antonio TGA Health Disparities Among Sexual Minority Youth



ANSWER CHOICES	RESPONSES	
Not Applicable, I do not use cocaine.	89.06%	57
1 day in a 30 day period.	1.56%	1
2 - 5 days in a 30 day period.	6.25%	4
6-10 days in a 30 day period.	1.56%	1
11 - 20 days in a 30 day period.	1.56%	1
21 - 29 days in a 30 day period.	0.00%	0
30 days in a 30 day period.	0.00%	0
<b>TOTAL</b>		<b>64</b>

### Q41 In the past 12-months, have you used inhalants (such as sniffed glue, huffing, poppers)?

Answered: 65 Skipped: 7

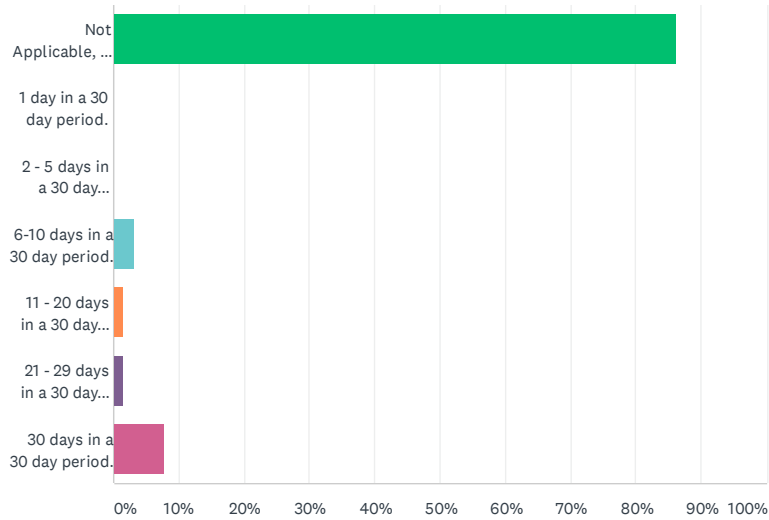


ANSWER CHOICES	RESPONSES	
Yes	15.38%	10
No	84.62%	55
<b>TOTAL</b>		<b>65</b>

### Q42 If you currently use inhalants, how frequently do you use it?

Answered: 65 Skipped: 7

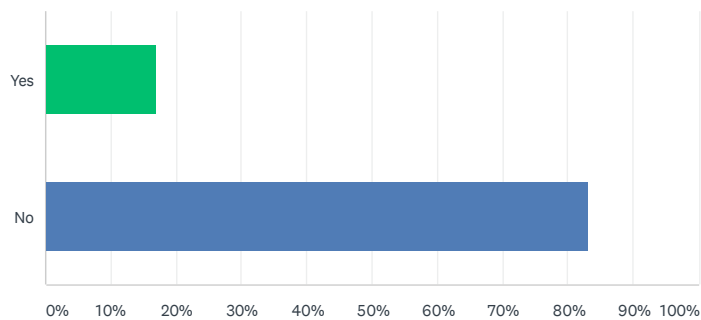
## San Antonio TGA Health Disparities Among Sexual Minority Youth



ANSWER CHOICES	RESPONSES	
Not Applicable, I do not use inhalants.	86.15%	56
1 day in a 30 day period.	0.00%	0
2 - 5 days in a 30 day period.	0.00%	0
6-10 days in a 30 day period.	3.08%	2
11 - 20 days in a 30 day period.	1.54%	1
21 - 29 days in a 30 day period.	1.54%	1
30 days in a 30 day period.	7.69%	5
<b>TOTAL</b>		<b>65</b>

### Q43 In the past 12-months, have you used heroin, methamphetamines, ecstasy or any hallucinogenic substances?

Answered: 65 Skipped: 7

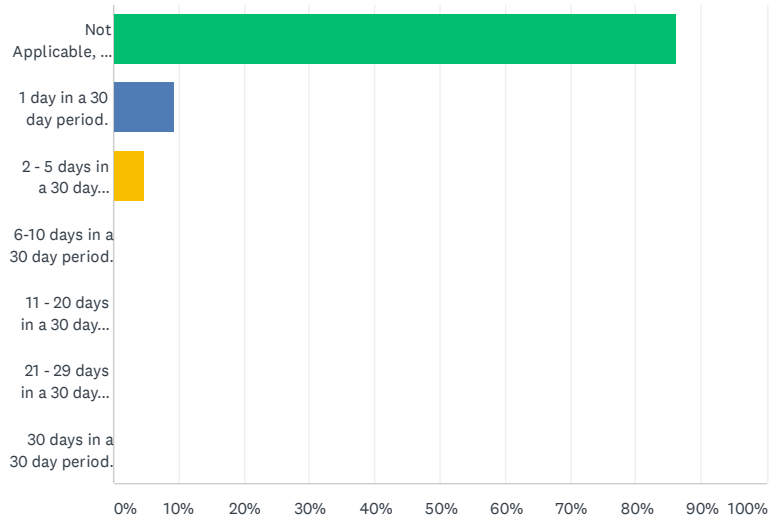


ANSWER CHOICES	RESPONSES	
Yes	16.92%	11
No	83.08%	54
<b>TOTAL</b>		<b>65</b>

### Q44 If you currently use heroin, methamphetamines, ecstasy or any hallucinogenic substances, how frequently do you use it?

Answered: 65 Skipped: 7

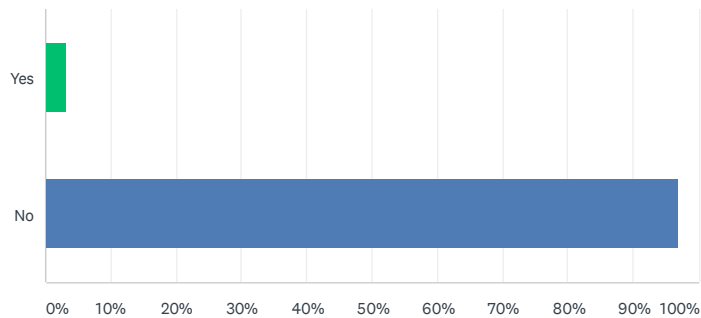
## San Antonio TGA Health Disparities Among Sexual Minority Youth



ANSWER CHOICES	RESPONSES	
Not Applicable, I do not use heroin, methamphetamines, ecstasy or any hallucinogenic drugs.	86.15%	56
1 day in a 30 day period.	9.23%	6
2 - 5 days in a 30 day period.	4.62%	3
6-10 days in a 30 day period.	0.00%	0
11 - 20 days in a 30 day period.	0.00%	0
21 - 29 days in a 30 day period.	0.00%	0
30 days in a 30 day period.	0.00%	0
<b>TOTAL</b>		<b>65</b>

### Q45 In the past 12-months, have you injected any illegal substances?

Answered: 65 Skipped: 7

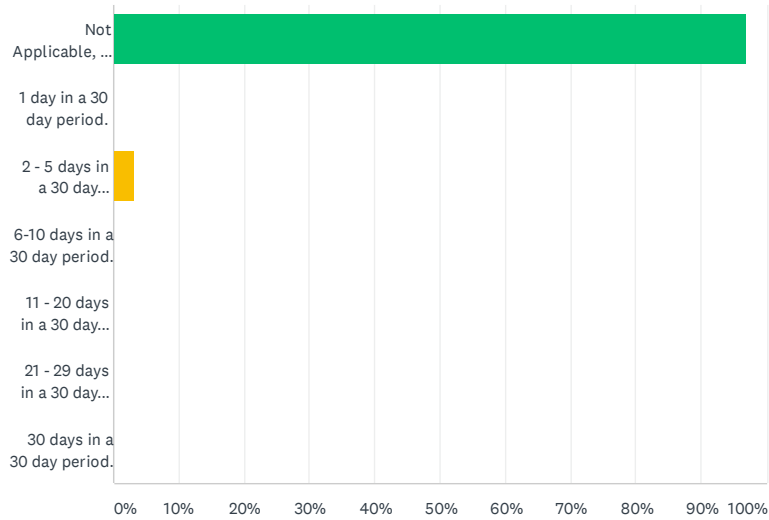


ANSWER CHOICES	RESPONSES	
Yes	3.08%	2
No	96.92%	63
<b>TOTAL</b>		<b>65</b>

### Q46 If you currently inject substances, how frequently do you use it?

Answered: 65 Skipped: 7

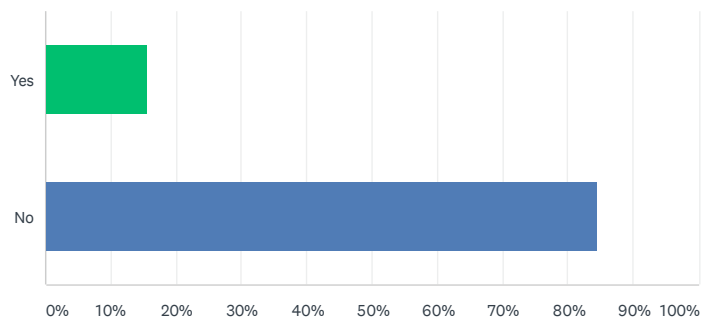
## San Antonio TGA Health Disparities Among Sexual Minority Youth



ANSWER CHOICES	RESPONSES	
Not Applicable, I do not use injection drugs.	96.92%	63
1 day in a 30 day period.	0.00%	0
2 - 5 days in a 30 day period.	3.08%	2
6-10 days in a 30 day period.	0.00%	0
11 - 20 days in a 30 day period.	0.00%	0
21 - 29 days in a 30 day period.	0.00%	0
30 days in a 30 day period.	0.00%	0
<b>TOTAL</b>		<b>65</b>

### Q47 In the past 12-months, have you used any medications without a doctor's prescription?

Answered: 65 Skipped: 7

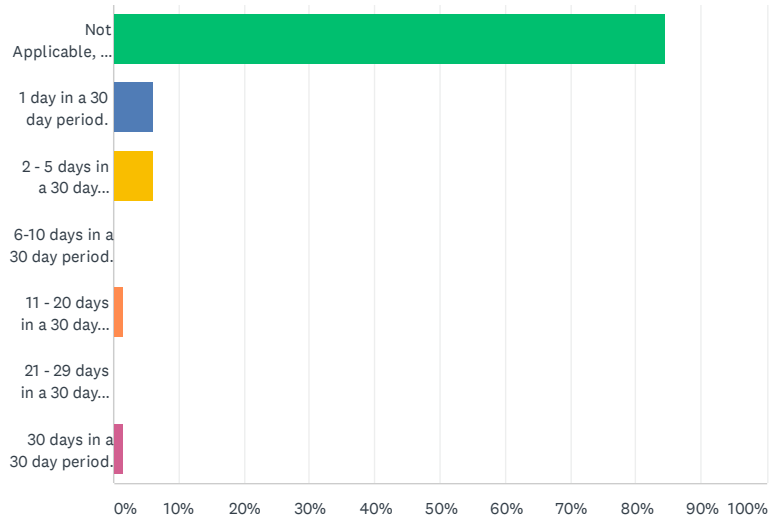


ANSWER CHOICES	RESPONSES	
Yes	15.38%	10
No	84.62%	55
<b>TOTAL</b>		<b>65</b>

### Q48 If you currently use medications without a doctor's prescription, how frequently do you use it?

Answered: 65 Skipped: 7

## San Antonio TGA Health Disparities Among Sexual Minority Youth

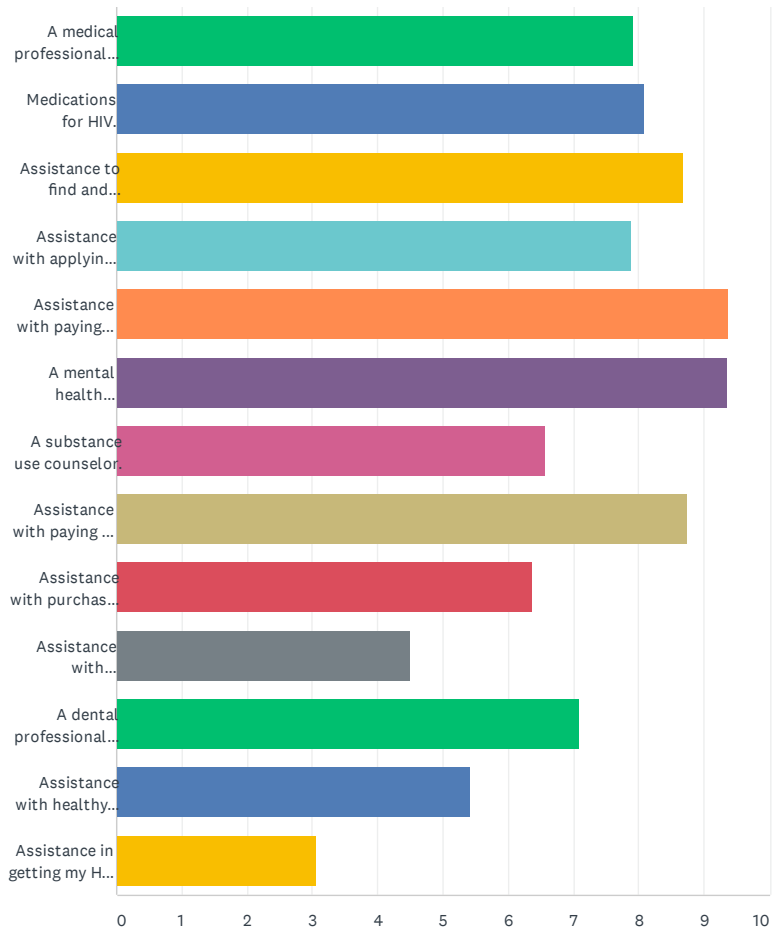


ANSWER CHOICES	PERCENTAGE	RESPONSES
Not Applicable, I do not use medications without a doctor's prescription.	84.62%	55
1 day in a 30 day period.	6.15%	4
2 - 5 days in a 30 day period.	6.15%	4
6-10 days in a 30 day period.	0.00%	0
11 - 20 days in a 30 day period.	1.54%	1
21 - 29 days in a 30 day period.	0.00%	0
30 days in a 30 day period.	1.54%	1
<b>TOTAL</b>		<b>65</b>

**Q49 What services do you currently need that you can not get? (Rank the services from 1 (most needed) to 13 (least needed))**

Answered: 43 Skipped: 29

# San Antonio TGA Health Disparities Among Sexual Minority Youth





## San Antonio TGA Health Disparities Among Sexual Minority Youth

	1	2	3	4	5	6	7	8	9	10	11	12	13
A medical professional to treat HIV.	26.47% 9	8.82% 3	2.94% 1	5.88% 2	0.00% 0	14.71% 5	5.88% 2	8.82% 3	0.00% 0	0.00% 0	2.94% 1	5.88% 2	17.65% 6
Medications for HIV.	13.51% 5	18.92% 7	8.11% 3	8.11% 3	2.70% 1	0.00% 0	10.81% 4	5.41% 2	8.11% 3	2.70% 1	10.81% 4	8.11% 3	2.70% 1
Assistance to find and navigate HIV services I need to stay healthy. Including going to my doctor, taking my medications, and doing my labs.	8.33% 3	8.33% 3	13.89% 5	16.67% 6	19.44% 7	5.56% 2	5.56% 2	2.78% 1	5.56% 2	5.56% 2	2.78% 1	2.78% 1	2.78% 1
Assistance with applying for assistance programs, SNAP, and Medicaid.	0.00% 0	5.41% 2	16.22% 6	18.92% 7	13.51% 5	8.11% 3	2.70% 1	8.11% 3	8.11% 3	10.81% 4	2.70% 1	5.41% 2	0.00% 0
Assistance with paying health insurance or co-payment for medical visits and labs related to HIV.	8.11% 3	16.22% 6	10.81% 4	10.81% 4	24.32% 9	13.51% 5	5.41% 2	2.70% 1	2.70% 1	2.70% 1	0.00% 0	2.70% 1	0.00% 0
A mental health counselor.	17.95% 7	10.26% 4	7.69% 3	12.82% 5	5.13% 2	28.21% 11	2.56% 1	7.69% 3	2.56% 1	2.56% 1	2.56% 1	0.00% 0	0.00% 0
A substance use counselor.	2.78% 1	5.56% 2	5.56% 2	0.00% 0	5.56% 2	5.56% 2	36.11% 13	2.78% 1	13.89% 5	8.33% 3	5.56% 2	0.00% 0	8.33% 3
Assistance with paying for electric bills, water bills, and essential goods necessary to live.	13.16% 5	15.79% 6	10.53% 4	7.89% 3	5.26% 2	5.26% 2	5.26% 2	28.95% 11	0.00% 0	2.63% 1	0.00% 0	2.63% 1	2.63% 1
Assistance with purchasing food or obtaining food to eat.	5.26% 2	0.00% 0	7.89% 3	5.26% 2	5.26% 2	2.63% 1	10.53% 4	7.89% 3	34.21% 13	13.16% 5	2.63% 1	2.63% 1	2.63% 1
Assistance with transportation to your HIV related appointments.	0.00% 0	2.70% 1	2.70% 1	0.00% 0	0.00% 0	2.70% 1	0.00% 0	8.11% 3	16.22% 6	37.84% 14	24.32% 9	5.41% 2	0.00% 0
A dental professional to treat my oral health needs.	15.00% 6	5.00% 2	7.50% 3	10.00% 4	7.50% 3	2.50% 1	5.00% 2	5.00% 2	0.00% 0	5.00% 2	30.00% 12	2.50% 1	5.00% 2
Assistance with healthy eating habits and education about nutrition.	2.50% 1	7.50% 3	2.50% 1	7.50% 3	7.50% 3	10.00% 4	5.00% 2	2.50% 1	2.50% 1	2.50% 1	0.00% 0	47.50% 19	2.50% 1
Assistance in getting my HIV medications through the Texas AIDS Drug Assistance Program (ADAP).	0.00% 0	0.00% 0	8.33% 3	0.00% 0	5.56% 2	0.00% 0	2.78% 1	2.78% 1	2.78% 1	5.56% 2	5.56% 2	8.33% 3	58.33% 21

**Comprehensive Planning and Continuum of Care:  
RedCap Survey – Integrated Plan Activities Report**

Date range: 9/25/2020 to 10/27/2020

**Section 1: Aggregate data**

- **0** total records

**Section 2: Individual Records – none to report**